

Features

- Fast acting precision fusing speed
- EIA 2410 (6125 metric) footprint
- AEC-Q200 compliant*
- UL 248-14 listed
- RoHS compliant** and halogen free***

SF-2410FPA-W Series - Automotive Grade Fast Acting Precision Fuses

Clearing Time Characteristics for Series

| % of Current Rating | Clearing Time @ 25 °C | |
|---------------------|-----------------------|-----------|
| | Min. | Max. |
| 100 % | 4 hours | — |
| 200 % | 0.01 second | 5 seconds |

Additional Information

Click these links for more information:



[PRODUCT](#)



[TECHNICAL LIBRARY](#)



[INVENTORY](#)



[SAMPLES](#)

Electrical Characteristics

| Model | Rated Current (A) | Resistance (Ω) Typ. ***** | Rated Voltage | Interrupting Rating | Typical I ² t (A ² s) ***** | Certifications |
|-------------------|-------------------|---------------------------|---------------|-----------------------------------|---|------------------------------|
| | | | | | | cUL: E198545 |
| SF-2410FPA100W-2 | 1 | 0.093 | 250 VDC | 100 A @ 250 VDC 300 A @ 32 VDC | 0.59 | ✓ |
| SF-2410FPA125W-2 | 1.25 | 0.07 | | | 0.96 | ✓ |
| SF-2410FPA150W-2 | 1.5 | 0.06 | | | 1.19 | ✓ |
| SF-2410FPA200W-2 | 2 | 0.042 | | | 2.75 | ✓ |
| SF-2410FPA250W-2 | 2.5 | 0.031 | 125 VDC | 50 A @ 125 VDC 300 A @ 32 VDC | 1.21 | ✓ |
| SF-2410FPA300W-2 | 3 | 0.0249 | | | 1.73 | ✓ |
| SF-2410FPA315W-2 | 3.15 | 0.023 | | | 2.2 | ✓ |
| SF-2410FPA350W-2 | 3.5 | 0.021 | | | 2.5 | ✓ |
| SF-2410FPA400W-2 | 4 | 0.0175 | | | 3.3 | ✓ |
| SF-2410FPA500W-2 | 5 | 0.0146 | | | 5.9 | ✓ |
| SF-2410FPA630W-2 | 6.3 | 0.01 | | | 12.5 | ✓ |
| SF-2410FPA700W-2 | 7 | 0.0097 | | | 14.2 | ✓ |
| SF-2410FPA800W-2 | 8 | 0.0085 | | | 16.5 | ✓ |
| SF-2410FPA1000W-2 | 10 | 0.0068 | | | 29.2 | ✓ |

***** Resistance value measured with ≤10 % rated current at 25 °C ambient. Tolerance ± 25 %.

***** Melting I²t calculated at 0.001 second pre-arcing time.



WARNING Cancer and Reproductive Harm - www.P65Warnings.ca.gov

* Meets Bourns' internal AEC-Q200 equivalent test plan.

** RoHS Directive 2015/863, Mar 31, 2015 and Annex.

*** Bourns considers a product to be "halogen free" if (a) the Bromine (Br) content is 900 ppm or less; (b) the Chlorine (Cl) content is 900 ppm or less; and (c) the total Bromine (Br) and Chlorine (Cl) content is 1500 ppm or less.

"SinglFuse" is a trademark of Bourns, Inc.

Specifications are subject to change without notice.

Users should verify actual device performance in their specific applications.

The products described herein and this document are subject to specific legal disclaimers as set forth on the last page of this document, and at www.bourns.com/docs/legal/disclaimer.pdf.

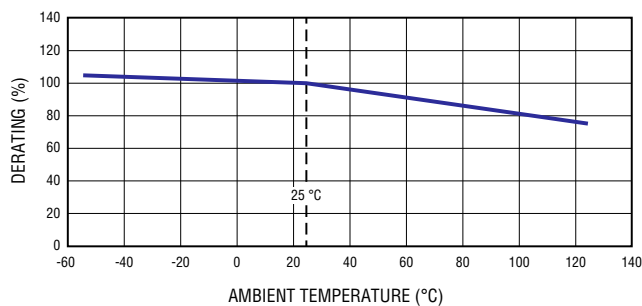
SF-2410FPA-W Series – Automotive Grade Fast Acting Precision SMD Fuses **BOURNS®**

Environmental Characteristics

| | |
|---------------------------------|--------------------|
| Operating Temperature | -55 °C to + 125 °C |
| Storage Conditions | |
| Temperature | +5 °C to +35 °C |
| Humidity | 40 % to 75 % |
| Moisture Sensitivity Level | 1 |
| ESD Classification ¹ | Class 6 |

¹per AEC-Q200-2, HBM

Current Rating Thermal Derating Curve



Typical Part Marking

Represents total content. Layout may vary.
Markings in blue color.



| Rated Current | Part Marking | Rated Current | Part Marking |
|---------------|--------------|---------------|--------------|
| 1 A | E | 3.5 A | L |
| 1.25 A | F | 4 A | M |
| 1.5 A | G | 5 A | N |
| 2 A | I | 6.3 A | O |
| 2.5 A | J | 7 A | P |
| 3 A | K | 8 A | R |
| 3.15 A | V | 10 A | Q |

How to Order

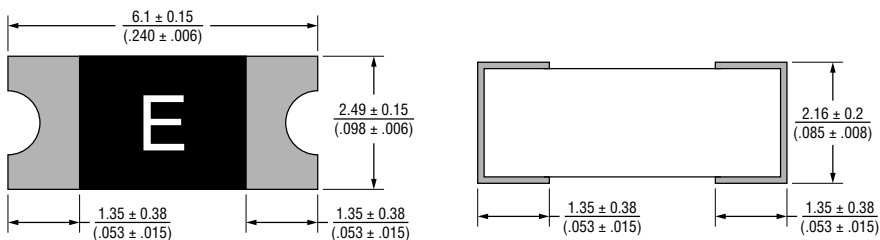
SF - 2410 FP A 100 W - 2

SinglFuse™ _____
 Product Designator _____
 SMD Footprint _____
 2410 = EIA 2410
 (6125 metric) _____
 Fuse Blow Type _____
 FP = Fast Acting Precision _____
 Automotive Grade _____
 Rated Current _____
 100 ~ 1000 = 1 A ~ 10 A _____
 Structure Type _____
 W = Wire Core _____
 Packaging Type _____
 - 2 = Tape & Reel

Packaging

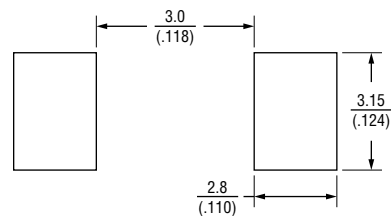
| | |
|----------------|----------------------|
| Reel Dimension | 7-inch Tape and Reel |
| Specification | EIA 481-2 |
| Quantity | 2,000 pieces |
| Packaging Code | -2 |

Product Dimensions



DIMENSIONS: $\frac{\text{MM}}{(\text{INCHES})}$

Recommended Pad Layout



DIMENSIONS: $\frac{\text{MM}}{(\text{INCHES})}$

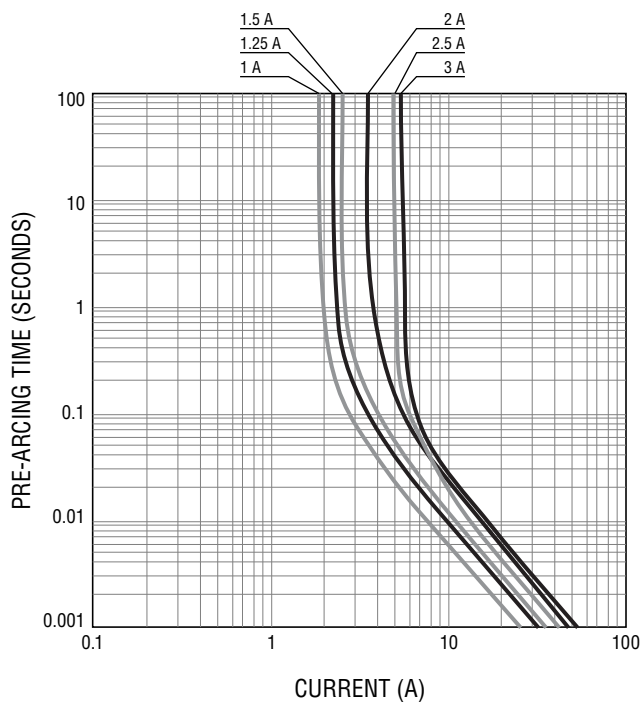
Specifications are subject to change without notice.

Users should verify actual device performance in their specific applications.

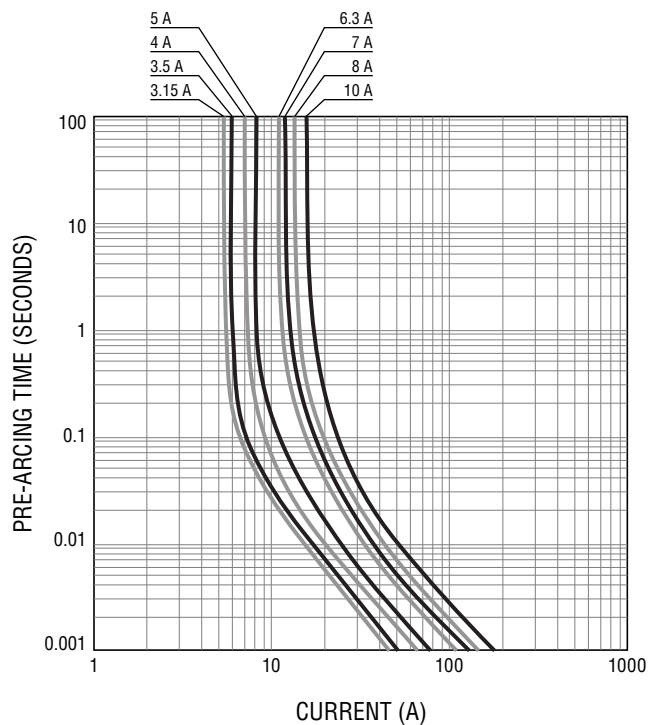
The products described herein and this document are subject to specific legal disclaimers as set forth on the last page of this document, and at www.bourns.com/docs/legal/disclaimer.pdf.

SF-2410FPA-W Series – Automotive Grade Fast Acting Precision SMD Fuses **BOURNS®**

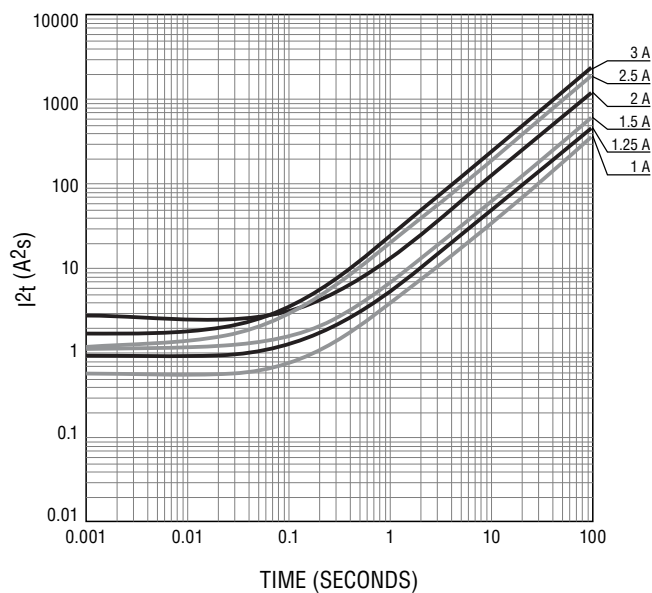
Average Pre-Arcing Time vs. Current Curves (1 - 3 A)



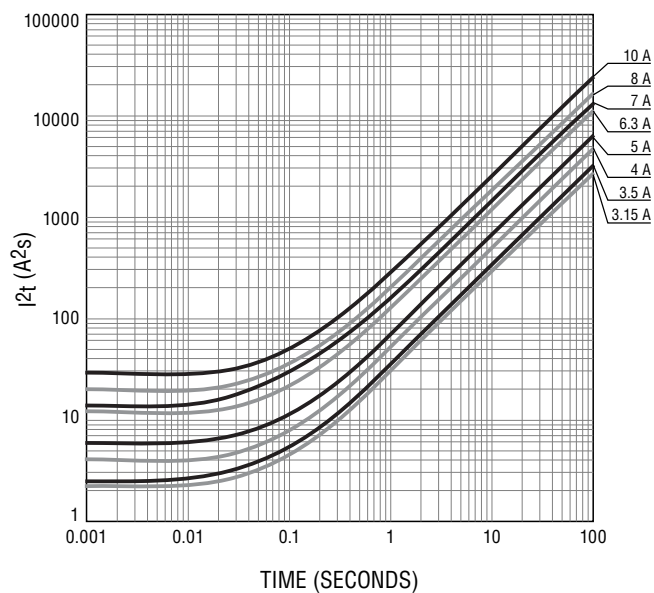
Average Pre-Arcing Time vs. Current Curves (3.15 - 10 A)



Average I^2t vs. t Curves (1 - 3 A)



Average I^2t vs. t Curves (3.15 - 10 A)



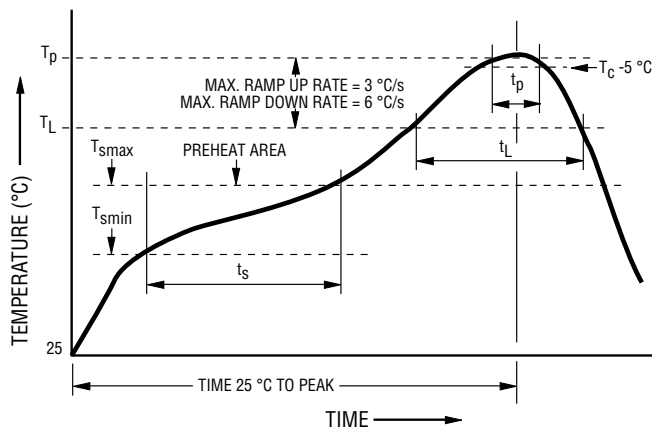
Specifications are subject to change without notice.

Users should verify actual device performance in their specific applications.

The products described herein and this document are subject to specific legal disclaimers as set forth on the last page of this document, and at www.bourns.com/docs/legal/disclaimer.pdf.

SF-2410FPA-W Series – Automotive Grade Fast Acting Precision SMD Fuses **BOURNS®**

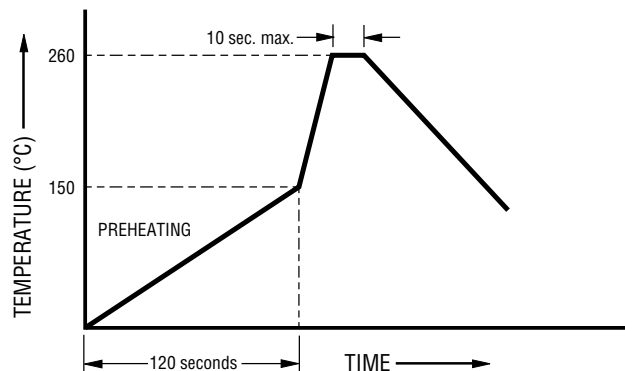
Solder Reflow Recommendations



| Profile Feature | Pb-Free Assembly |
|---|------------------------------------|
| Preheat / Soak: Temperature Min. (T_{smin}) Temperature Max. (T_{smax}) Time (t_s) from (T_{smin} to T_{smax}) | 150 °C 200 °C 60~120 seconds |
| Ramp Up Rate (T_L to T_p) | 3 °C / second max. |
| Liquidous Temperature (T_L) Time (t_L) maintained above T_L | 217 °C 60~150 seconds |
| Peak Package Body Temperature (T_p) | 260 °C |
| Time (t_p)* within 5 °C of the specified classification temperature (T_C) | 30 seconds* |
| Ramp Down Rate (T_p to T_L) | 6 °C / second max. |
| Time 25 °C to Peak Temperature | 8 minutes max. |

* Tolerance for peak profile temperature (T_p) is defined as a supplier minimum and a user maximum.

Solder Wave Recommendations



Reliability Tests

| Test Items | Reference Standard |
|---------------------------------|----------------------------|
| Visual Inspection | MIL-STD-883 Method 2009 |
| High Temperature Storage | MIL-STD-202 Method 108 |
| Low Temperature Storage | IEC 60068-2-1 |
| Temperature Cycling | JESD22 Method JA-104 |
| Biased Humidity | MIL-STD-202 Method 103 |
| High Temperature Operating Life | MIL-STD-202 Method 108 |
| Physical Dimension | JESD22 Method JB-100 |
| Mechanical Vibration | MIL-STD-202 Method 204 |
| Mechanical Shock | MIL-STD-202 Method 213 |
| Resistance to Soldering Heat | MIL-STD-202 Method 210 |
| Salt Spray | MIL-STD-202 Method 101 |
| Solderability | MIL-STD-202 Method 208 |
| Terminal Strength | AEC-Q200-006 |
| Board Flex | AEC-Q200-005 |
| Electrical Characterization | Bourns Specification |

BOURNS®

Asia-Pacific:

Tel: +886-2 2562-4117 • Email: asiacus@bourns.com

Europe:

Tel: +36 88 885 877 • Email: eurocus@bourns.com

The Americas:

Tel: +1-951 781-5500 • Email: americus@bourns.com

www.bourns.com

This legal disclaimer applies to purchasers and users of Bourns® products manufactured by or on behalf of Bourns, Inc. and its affiliates (collectively, "Bourns").

Unless otherwise expressly indicated in writing, Bourns® products and data sheets relating thereto are subject to change without notice. Users should check for and obtain the latest relevant information and verify that such information is current and complete before placing orders for Bourns® products.

The characteristics and parameters of a Bourns® product set forth in its data sheet are based on laboratory conditions, and statements regarding the suitability of products for certain types of applications are based on Bourns' knowledge of typical requirements in generic applications. The characteristics and parameters of a Bourns® product in a user application may vary from the data sheet characteristics and parameters due to (i) the combination of the Bourns® product with other components in the user's application, or (ii) the environment of the user application itself. The characteristics and parameters of a Bourns® product also can and do vary in different applications and actual performance may vary over time. Users should always verify the actual performance of the Bourns® product in their specific devices and applications, and make their own independent judgments regarding the amount of additional test margin to design into their device or application to compensate for differences between laboratory and real world conditions.

Unless Bourns has explicitly designated an individual Bourns® product as meeting the requirements of a particular industry standard (e.g., ISO/TS 16949) or a particular qualification (e.g., UL listed or recognized), Bourns is not responsible for any failure of an individual Bourns® product to meet the requirements of such industry standard or particular qualification. Users of Bourns® products are responsible for ensuring compliance with safety-related requirements and standards applicable to their devices or applications.

Bourns® products are not recommended, authorized or intended for use in nuclear, lifesaving, life-critical or life-sustaining applications, nor in any other applications where failure or malfunction may result in personal injury, death, or severe property or environmental damage. Unless expressly and specifically approved in writing by two authorized Bourns representatives on a case-by-case basis, use of any Bourns® products in such unauthorized applications might not be safe and thus is at the user's sole risk. Life-critical applications include devices identified by the U.S. Food and Drug Administration as Class III devices and generally equivalent classifications outside of the United States.

Bourns expressly identifies those Bourns® standard products that are suitable for use in automotive applications on such products' data sheets in the section entitled "Applications." Unless expressly and specifically approved in writing by two authorized Bourns representatives on a case-by-case basis, use of any other Bourns® standard products in an automotive application might not be safe and thus is not recommended, authorized or intended and is at the user's sole risk. If Bourns expressly identifies a sub-category of automotive application in the data sheet for its standard products (such as infotainment or lighting), such identification means that Bourns has reviewed its standard product and has determined that if such Bourns® standard product is considered for potential use in automotive applications, it should only be used in such sub-category of automotive applications. Any reference to Bourns® standard product in the data sheet as compliant with the AEC-Q standard or "automotive grade" does not by itself mean that Bourns has approved such product for use in an automotive application.

Bourns® standard products are not tested to comply with United States Federal Aviation Administration standards generally or any other generally equivalent governmental organization standard applicable to products designed or manufactured for use in aircraft or space applications. Bourns expressly identifies Bourns® standard products that are suitable for use in aircraft or space applications on such products' data sheets in the section entitled "Applications." Unless expressly and specifically approved in writing by two authorized Bourns representatives on a case-by-case basis, use of any other Bourns® standard product in an aircraft or space application might not be safe and thus is not recommended, authorized or intended and is at the user's sole risk.

The use and level of testing applicable to Bourns® custom products shall be negotiated on a case-by-case basis by Bourns and the user for which such Bourns® custom products are specially designed. Absent a written agreement between Bourns and the user regarding the use and level of such testing, the above provisions applicable to Bourns® standard products shall also apply to such Bourns® custom products.

Users shall not sell, transfer, export or re-export any Bourns® products or technology for use in activities which involve the design, development, production, use or stockpiling of nuclear, chemical or biological weapons or missiles, nor shall they use Bourns® products or technology in any facility which engages in activities relating to such devices. The foregoing restrictions apply to all uses and applications that violate national or international prohibitions, including embargos or international regulations. Further, Bourns® products and Bourns technology and technical data may not under any circumstance be exported or re-exported to countries subject to international sanctions or embargoes. Bourns® products may not, without prior authorization from Bourns and/or the U.S. Government, be resold, transferred, or re-exported to any party not eligible to receive U.S. commodities, software, and technical data.

To the maximum extent permitted by applicable law, Bourns disclaims (i) any and all liability for special, punitive, consequential, incidental or indirect damages or lost revenues or lost profits, and (ii) any and all implied warranties, including implied warranties of fitness for particular purpose, non-infringement and merchantability.

For your convenience, copies of this Legal Disclaimer Notice with German, Spanish, Japanese, Traditional Chinese and Simplified Chinese bilingual versions are available at:

Web Page: <http://www.bourns.com/legal/disclaimers-terms-and-policies>

PDF: <http://www.bourns.com/docs/Legal/disclaimer.pdf>

Mouser Electronics

Authorized Distributor

Click to View Pricing, Inventory, Delivery & Lifecycle Information:

Bourns:

[SF-2410FPA1000W-2](#) [SF-2410FPA100W-2](#) [SF-2410FPA125W-2](#) [SF-2410FPA150W-2](#) [SF-2410FPA200W-2](#) [SF-](#)
[2410FPA250W-2](#) [SF-2410FPA700W-2](#) [SF-2410FPA800W-2](#) [SF-2410FPA300W-2](#) [SF-2410FPA315W-2](#) [SF-](#)
[2410FPA350W-2](#) [SF-2410FPA400W-2](#) [SF-2410FPA500W-2](#) [SF-2410FPA630W-2](#)