


C503B-Bxx, C503B-Gxx: 5-mm Round Blue & Green LEDs



PRODUCT DESCRIPTION

Round LEDs offer superior light output for excellent readability in sunlight and dependable performance. They provide extremely stable light output over long periods of time.

These lamps are made with an advanced optical-grade epoxy offering superior high-temperature and high-moisture-resistance performance in outdoor signal and sign applications.

FEATURES

- Size (mm): 5
- Color and Typical Dominant Wavelength:
Blue (470nm)
Green (527nm)
- Luminous Intensity (mcd)
C503B-BAS/BAN:(4180-23500)
C503B-GAS/GAN:(16800-90500)
- Viewing angles:
15°: C503B-BAS/BAN/GAS/GAN
- Lead - Free
- RoHS Compliant

APPLICATIONS

- Electronic Signs & Signals (ESS)
- Motorway Signs
- Variable Message Sign (VMS)
- Advertising Signs
- Petrol Signs
- Amusement

ABSOLUTE MAXIMUM RATINGS ($T_A = 25^\circ\text{C}$)

Items	Symbol	Absolute Maximum Rating	Unit
		Blue/Green	
Forward Current	I_F	30	mA
Peak Forward Current ^{Note2}	I_{FP}	100	mA
Reverse Voltage	V_R	5	V
Power Dissipation	P_D	120	mW
Operation Temperature	T_{opr}	-40 ~ +95	$^\circ\text{C}$
Storage Temperature	T_{stg}	-40 ~ +100	$^\circ\text{C}$
Lead Soldering Temperature	T_{sol}	Max. 260 $^\circ\text{C}$ for 3 sec. max. (3 mm from the base of the epoxy bulb)	

Note:

1. Pulse width ≤ 0.1 msec, duty $\leq 1/10$.

TYPICAL ELECTRICAL & OPTICAL CHARACTERISTICS ($T_A = 25^\circ\text{C}$)

Characteristics	Color	Symbol	Condition	Unit	Minimum	Typical	Maximum
Forward Voltage	Blue/Green	V_F	$I_F = 20$ mA	V		3.0	3.8
Reverse Current	Blue/Green	I_R	$V_R = 5$ V	μA			100
Dominant Wavelength	Blue	λ_D	$I_F = 20$ mA	nm	465	470	480
	Green	λ_D	$I_F = 20$ mA	nm	520	527	535
Luminous Intensity	Blue	C503B-BAS/BAN(15 degree)	I_V	$I_F = 20$ mA	mcd	4180	11000
	Green	C503B-GAS/GAN (15 degree)	I_V	$I_F = 20$ mA	mcd	16800	50000
50% Power Angle	C503B-BAS/BAN/GAS/GAN		$2\theta_{1/2}$	$I_F = 20$ mA	deg	15	

- * Continuous reverse voltage can cause LED damage.

INTENSITY BIN LIMIT

15° (20 mA) - C503B-BAS/BAN			15° (20 mA) - C503B-GAS/GAN		
Bin Code	Min.(mcd)	Max.(mcd)	Bin Code	Min.(mcd)	Max.(mcd)
X0	4180	5860	B0	16800	23500
Y0	5860	8200	C0	23500	32900
Z0	8200	12000	D0	32900	46100
A0	12000	16800	E0	46100	64600
B0	16800	23500	F0	64600	90500

* Tolerance of measurement of luminous intensity is $\pm 15\%$

COLOR BIN LIMIT

Blue (20 mA) - C503B-BAS/BAN			Green (20 mA) - C503B-GAS/GAN		
Bin Code	Min.(nm)	Max.(nm)	Bin Code	Min.(nm)	Max.(nm)
B4	465	470	G7	520	525
B45	467.5	472.5	G23	522.5	527.5
B5	470	475	G8	525	530
B67	472.5	477.5	G45	527.5	532.5
B6	475	480	G9	530	535

* Tolerance of measurement of dominant wavelength is ± 1 nm.

ORDER CODE TABLE

Color	Viewing Angle	Order Code	Luminous Intensity (mcd)		Dominant Wavelength				Package	Standoff
			Min.	Max.	Color Bin	Min.(nm)	Color Bin	Max.(nm)		
Blue	15°	C503B-BAS-CX0B0461	4180	23500	B4	465	B6	480	Bulk	Yes
		C503B-BAS-CZ0A0451	8200	16800	B4	465	B5	475	Bulk	Yes
		C503B-BAS-CX0B0462	4180	23500	B4	465	B6	480	Ammo	Yes
		C503B-BAS-CZ0A0452	8200	16800	B4	465	B5	475	Ammo	Yes
		C503B-BAN-CX0B0461	4180	23500	B4	465	B6	480	Bulk	No
		C503B-BAN-CZ0A0451	8200	16800	B4	465	B5	475	Bulk	No
		C503B-BAN-CX0B0462	4180	23500	B4	465	B6	480	Ammo	No
		C503B-BAN-CZ0A0452	8200	16800	B4	465	B5	475	Ammo	No

Color	Viewing Angle	Order Code	Luminous Intensity (mcd)		Dominant Wavelength				Package	Standoff
			Min.	Max.	Color Bin	Min.(nm)	Color Bin	Max.(nm)		
Green	15°	C503B-GAS-CB0F0791	16800	90500	G7	520	G9	535	Bulk	Yes
		C503B-GAS-CD0E0781	32900	64600	G7	520	G8	530	Bulk	Yes
		C503B-GAS-CD0E0891	32900	64600	G8	525	G9	535	Bulk	Yes
		C503B-GAS-CB0F0792	16800	90500	G7	520	G9	535	Ammo	Yes
		C503B-GAS-CD0E0782	32900	64600	G7	520	G8	530	Ammo	Yes
		C503B-GAS-CD0E0892	32900	64600	G8	525	G9	535	Ammo	Yes
		C503B-GAN-CB0F0791	16800	90500	G7	520	G9	535	Bulk	No
		C503B-GAN-CD0E0781	32900	64600	G7	520	G8	530	Bulk	No
		C503B-GAN-CD0E0891	32900	64600	G8	525	G9	535	Bulk	No
		C503B-GAN-CB0F0792	16800	90500	G7	520	G9	535	Ammo	No
		C503B-GAN-CD0E0782	32900	64600	G7	520	G8	530	Ammo	No
		C503B-GAN-CD0E0892	32900	64600	G8	525	G9	535	Ammo	No

Notes:

- The above kit numbers represent order codes that include multiple intensity-bin and color-bin codes. Only one intensity-bin code and one color-bin code will be shipped on each bulk. Single intensity-bin code and single color-bin codes will not be orderable.
- Please refer to the [HB LED Lamp Reliability Test Standards](#) document for reliability test conditions.
- Please refer to the [HB LED Lamp Soldering & Handling](#) document for information about how to use this LED product safely.

GRAPHS

The data below are collected from statistical figures that do not necessarily correspond to the actual parameters of each single LED. Hence, these data will be changed without further notice.

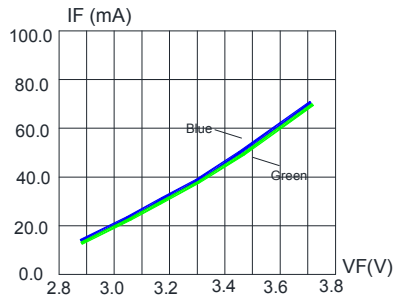


FIG.1 FORWARD CURRENT VS. FORWARD VOLTAGE.

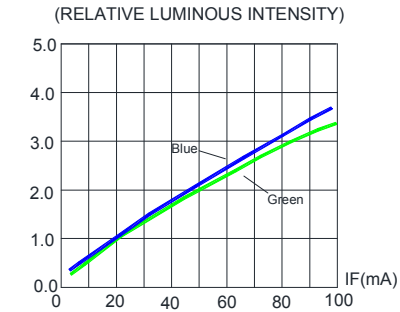


FIG.2 RELATIVE LUMINOUS INTENSITY VS. FORWARD CURRENT

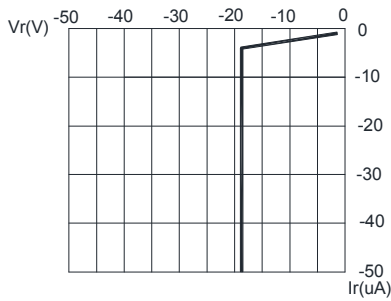


FIG.3 REVERSE CURRENT VS. REVERSE VOLTAGE.

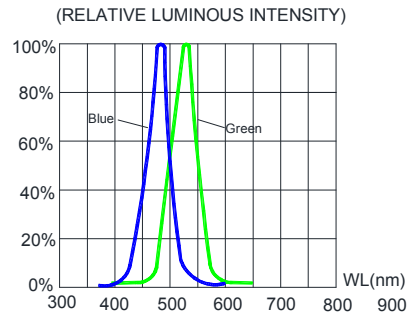


FIG.4 RELATIVE LUMINOUS INTENSITY VS. WAVELENGTH.

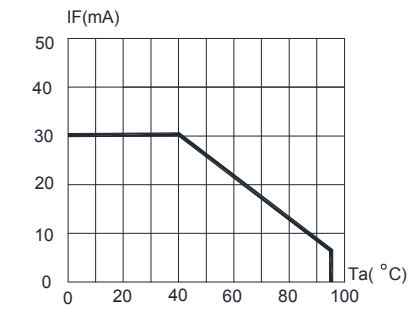


FIG.5 BLUE & GREEN MAXIMUM FORWARD DC CURRENT VS AMBIENT TEMPERATURE (Tjmax=105°C)

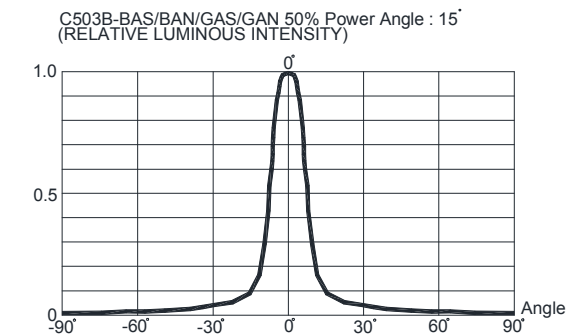


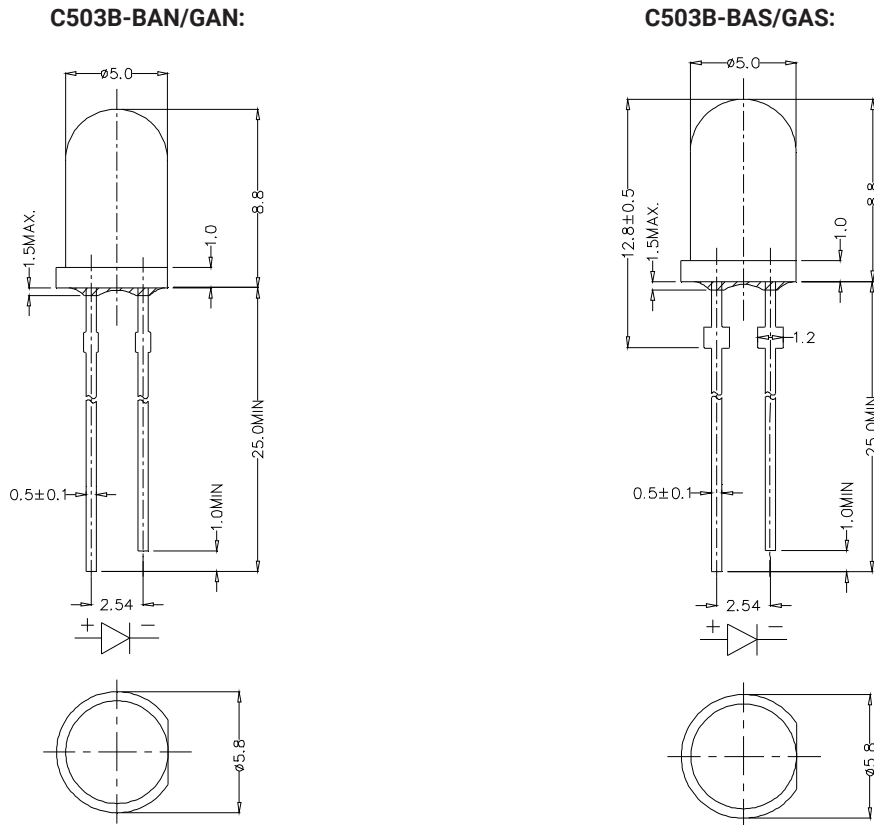
FIG.6 FAR FIELD PATTERN

MECHANICAL DIMENSIONS

All dimensions are in mm. Tolerance is ± 0.25 mm unless otherwise noted.

An epoxy meniscus may extend about 1.5 mm down the leads.

Burr around bottom of epoxy may be 0.5 mm max.



NOTES

RoHS Compliance

The levels of RoHS restricted materials in this product are below the maximum concentration values (also referred to as the threshold limits) permitted for such substances, or are used in an exempted application, in accordance with EU Directive 2011/65/EC (RoHS2), as implemented January 2, 2013. RoHS Declarations for this product can be obtained from your Cree LED representative or from the [Product Ecology](#) section of the Cree LED website.

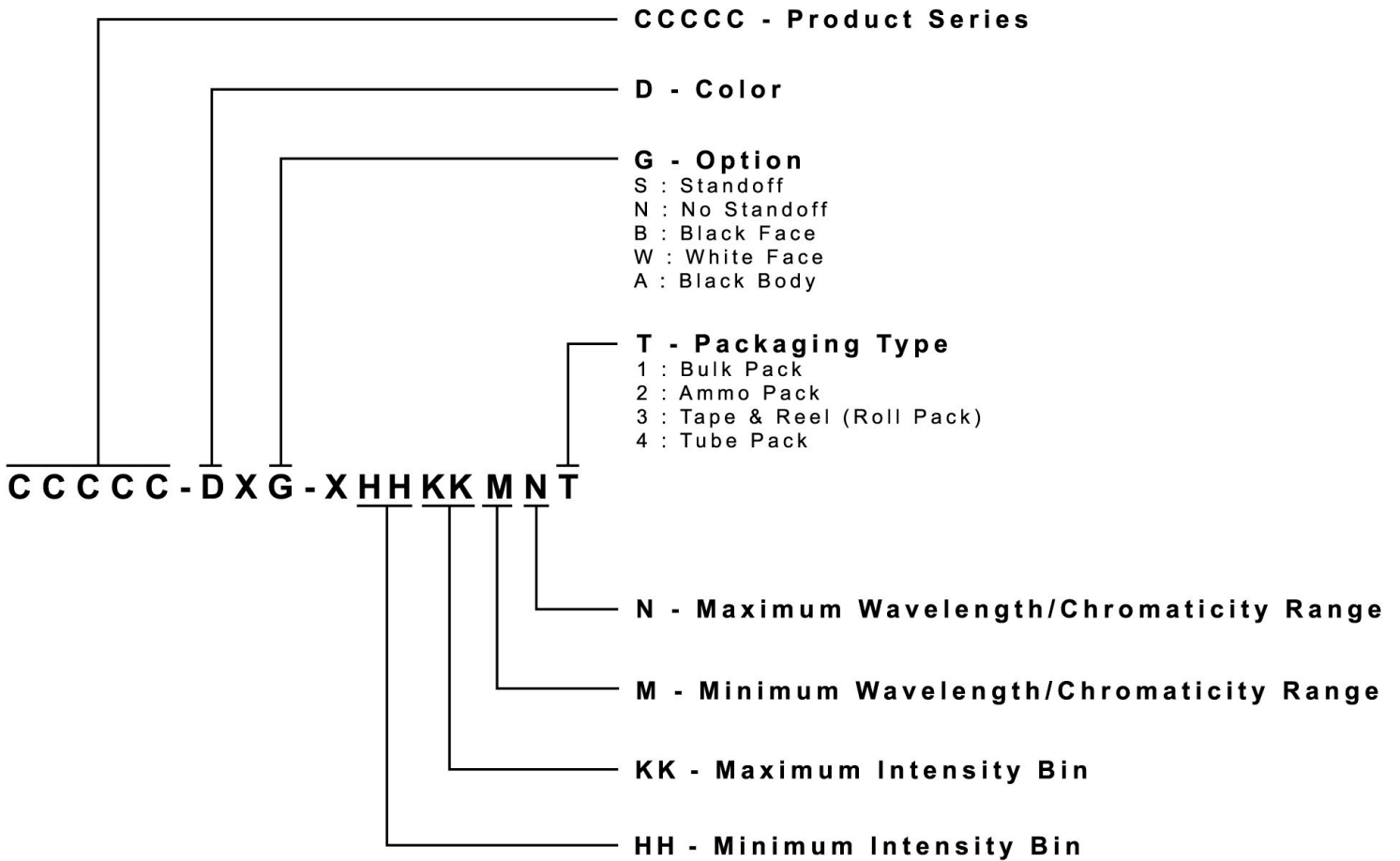
Vision Advisory

WARNING: Do not look at an exposed lamp in operation. Eye injury can result.

KIT NUMBER SYSTEM

Cree LED lamps are tested and sorted into performance bins. A bin is specified by ranges of color, forward voltage, and brightness. Sorted LEDs are packaged for shipping in various convenient options.

Cree LEDs are sold by order codes in combinations of bins called kits. Order codes are configured in the following manner:

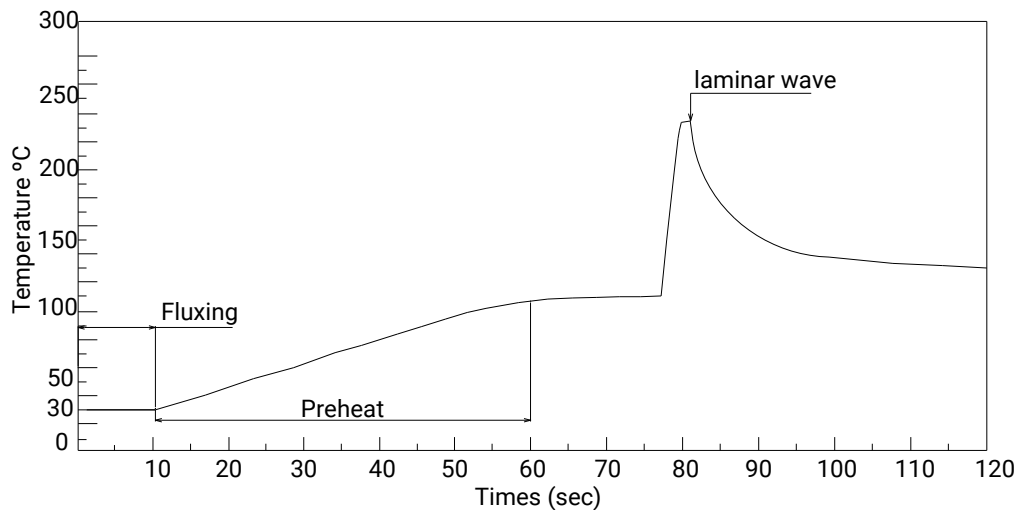


SOLDERING GUIDELINES

The LED soldering specification is shown below (suitable for both leaded solder & lead-free solder):

Manual Soldering		Solder Dipping	
Soldering iron	35 W max	Preheat	110 °C max
Temperature	300 °C max	Preheat time	60 seconds max
		Solder-bath temperature	260 °C Max
Soldering time	3 seconds max	Dipping time	5 seconds max
Position	Not less than 3 mm from the base of the package.	Position	Not less than 3 mm from the base of the package.

- Manual soldering onto the PCB is not recommended because soldering time is uncontrollable.
- The recommended wave soldering is as below:

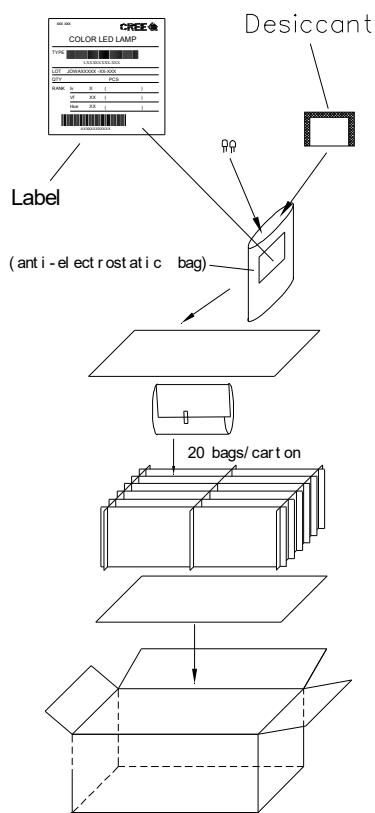


- Do not apply any stress to the LED package, particularly when heated.
- Only bottom preheat is suggested & should not preheat on top in order to reduce thermal stress experienced by the LEDs.
- The LEDs must not be re used once they have been extracted from PCB.
- After soldering the LEDs, the package should be protected from mechanical shock or vibration until the LEDs have reached 40 °C or below.
- Precautions must be taken as mechanical stress on the LEDs may be caused by PCB warpage or from the clinching and cutting of the LED leads.
- When it is necessary to clamp the LEDs during soldering, it is important to ensure no mechanical stress is exerted on the LEDs.
- Cut the LED lead at normal room temperature. Lead cutting at high temperature may cause failure of the LEDs.
- Please refer to the [HB LED Lamp Soldering & Handling](#) document for information about how to use this LED product safely.

PACKAGING

- The LEDs are packed in cardboard boxes after packaging in normal or anti-electrostatic bags.
- Cardboard boxes will be used to protect the LEDs from mechanical shock during transportation.
- The boxes are not water resistant, and they must be kept away from water and moisture.
- Max 500 pcs per bulk and Max 2500 pcs per ammo.

Bulk Pack Packaging Type:



Ammo Pack Packaging Type:

