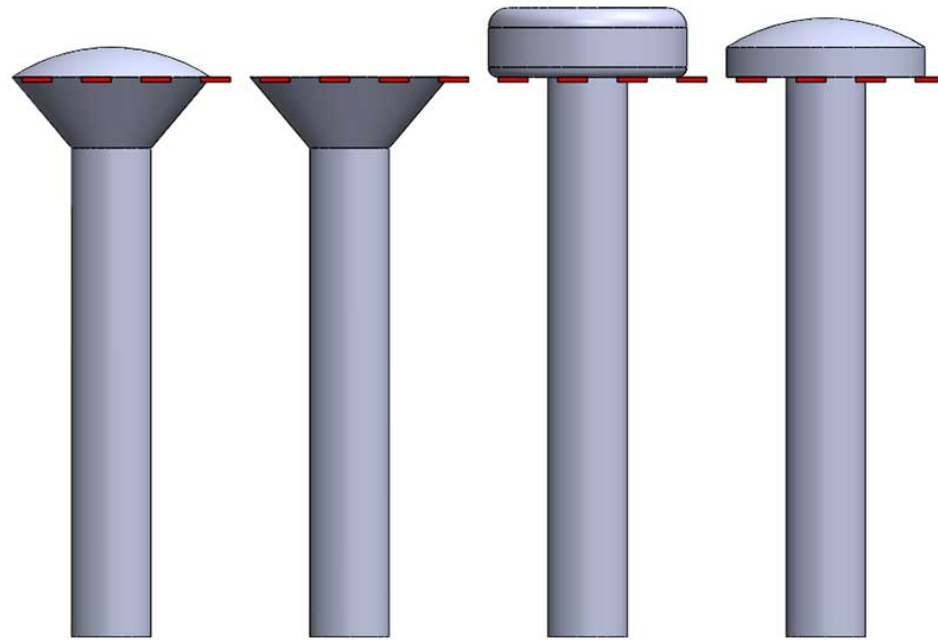


## Screw Length

Although seemingly self-explanatory, the screw length refers to the distance from the bottom of the screw to the area where the screw would rest on a surface. For some screws the length may include all or some of the screw head and for others it may not include the screw head at all. In the image below, four different types of screw are shown with different screw heads but all with the same screw length



## Thread Size

The thread of a screw refers to the helical tooth that runs around the outside of the screw shaft. It is the thread that provides the screw with its fastening capabilities and distinguishes it from other fasteners such as nails.

The ISO metric thread standard is the most commonly used standard for measuring screw thread. Displayed as an M size that represents the screw's nominal size in millimetres, an M3 screw, for instance, will have a 3mm nominal thread diameter

## Material

Fasteners are manufactured using a number of materials such as titanium, plastic and steel and, even beyond the material type, can be categorised further according to different grades. They can also be coated in a range of coatings or platings to increase the component's resistance to corrosion which may be an important consideration depending on the application

Other considerations include the strength, the brittleness and the cost of a material and the environment of the project

Zinc-plated steel fasteners are a popular choice for this type of component. As steel is a strong material it can be used in a number of applications. However, it is susceptible to corrosion (rust) when exposed to moisture and oxygen and so by coating the fastener in Zinc, corrosion protection is offered. Zinc is abundant, workable and inexpensive and provides heat resistance to temperatures below 200°C.



Polyamide/Nylon fasteners offer similar properties to their metal equivalents but at a fraction of the price. Lightweight and with low-wearing properties offering longevity, polyamide fastenings are used extensively in automotive and aerospace industries



Stainless steel fasteners are ideal for long lasting applications due to their durability and corrosion-resistant properties. If stainless steel fasteners are scratched or burred the metal will not create surface rust as the corrosion resistance exists within the metal itself



# Cross-Head Phillips Galvanized Screws

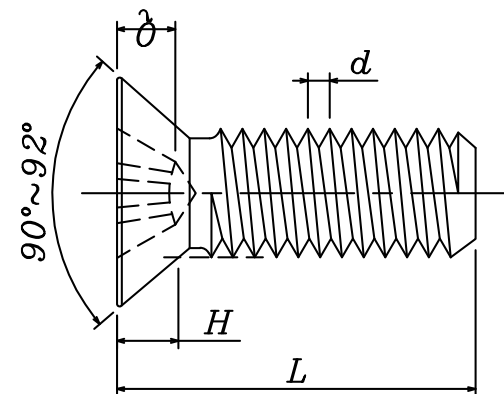
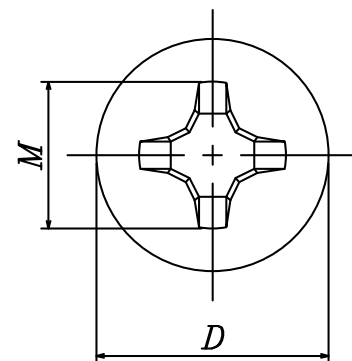
## Features

- No burrs and sharp edges
- Screw material: class 4.8 carbon steel
- Trivalent blue zinc 3.8 µm min. finish
- Material and finish comply with 211/65/EU (RoHS)
- Meets DIN 965 standard



Length	L	u	= )	= U	= )	= U	= )
6	5.75~6.25	U					
8	7.70~8.30	U					
10	9.70~10.30	U					
12	11.65~12.35	U					
14	13.65~14.35	U					
16	15.65~16.35	U					
20	19.58~20.42	U					
25	24.58~25.42	U					
30	29.58~30.42	U					

Thread (6g)	L	PART NO.
M2x0.4	6	RND 610-00417
	8	RND 610-00418
	12	RND 610-00415
	16	RND 610-00416
M2.5x0.45	6	RND 610-00421
	8	RND 610-00422
	10	RND 610-00419
	16	RND 610-00420
M3x0.5	6	RND 610-00429
	10	RND 610-00423
	12	RND 610-00424
	16	RND 610-00425
	20	RND 610-00426
	25	RND 610-00427
M4x0.7	30	RND 610-00428
	6	RND 610-00433
	10	RND 610-00430
	12	RND 610-00431
	25	RND 610-00432



# Cylindrical Cross-Head Phillips Screws

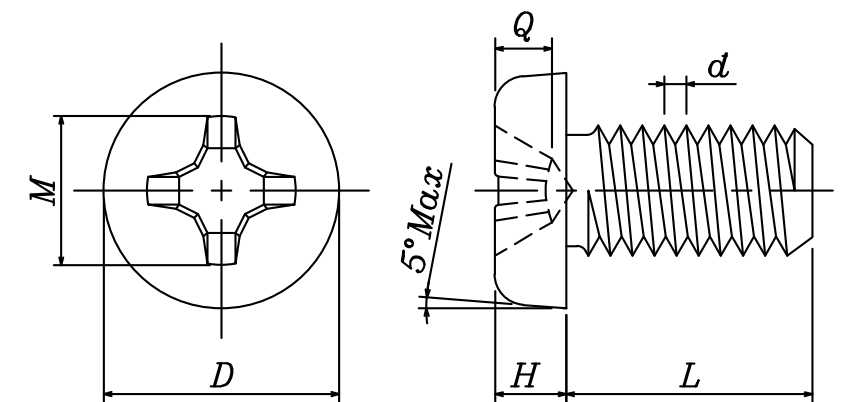
## Features

- No burrs and sharp edges
- Screw material: class 4.8 carbon steel
- Trivalent blue zinc 3.8 µm min. finish
- Material and finish comply with 211/65/EU (RoHS)
- Meets ISO 7048 standard



Length	L	u	= )	= U	= )	= U	= )
4	3.76~4.24	U					
6	5.76~6.24	U					
8	7.71~8.29	U					
10	9.71~10.29	U					
12	11.65~12.35	U					
16	15.65~16.35	U					
20	19.58~20.42	U					
25	24.58~25.42	U					

Thread (6g)	L	PART NO.
M2x0.4	6	RND 610-00443
	10	RND 610-00441
	12	RND 610-00442
M2.5x0.45	4	RND 610-00446
	6	RND 610-00438
	8	RND 610-00447
	10	RND 610-00444
	16	RND 610-00445
	16	RND 610-00445
M3x0.5	6	RND 610-00453
	10	RND 610-00448
	12	RND 610-00449
	16	RND 610-00450
	20	RND 610-00451
	25	RND 610-00452
M4x0.7	6	RND 610-00456
	10	RND 610-00454
	12	RND 610-00455
	16	RND 610-00440



u	O	h° kuV\
U		kV)
		kV)
		kV)
		kV)
U		kV)
		kV)
		kV)
		kV)